

HAO15SIP

Hi-Gain™ 15dBi Outdoor Omni-Directional Antenna Kit

HAO15SIP

2.4GHz Hi-Gain 15dBi Outdoor
Omni-Directional Antenna Kit

PACKAGE CONTENTS:

- ◆ One 15dBi Omni-Directional Antenna
- ◆ 50cm Extension Cable (N-Plug to Rev. SMA Plug)
- ◆ TNC Adapter
- ◆ Surge Protector (N-Plug to N-Jack)
- ◆ Waterproof Tape
- ◆ Mounting Kit
- ◆ Quick Installation Guide

Extend the Distance of your Wireless Devices up to 2 miles

The HAO15SIP Hi-Gain Outdoor 15dBi Omni-Directional Antenna Kit is a heavy-duty, weather proof, high powered antenna for extending the range of your 802.11b and 802.11g WiFi devices. Whether your application requires extending a wireless signal from one building to another or simply from one end of a house to the other, the Hi-Gain Directional Antenna Kit from Hawking is the perfect solution. The power rating of WiFi antennas is measured in terms of decibels (dBi). The HAO15SIP boosts the antenna power of standard antennas from a minimal 2dBi to a staggering 15dBi. This results in extended wireless distances of up to 2 miles.* Whether extending the wireless network from one corporate building to another, or simply from the front house to the back house, the Outdoor Antenna Kits provide wireless users with a high powered solution to extend their wireless network.

The Outdoor Omni-Directional Antenna emits a powerful amplified signal over a 360 degree radius., delivering a strong multi-direction signal from an Access Point or a Bridge. If you have multiple locations or buildings where you would like to integrate your wireless network, simply place the HAO15SIP in between the buildings with your Access Point. It is most effective when placed at the top of buildings or in the center of large rooms. The HAO15SIP also comes with a mounting kit, connectors, and a surge protector.

Installation of the HAO15SIP is simple and straight forward. It is compatible with most wireless devices (Access Points, Routers, Bridges and Network Adapters) on the market with removable external antennas. The Hawking Antenna comes equipped with N-Type, RP-SMA, RP-TNC connectors to support a wide range of wireless devices. For those devices that use adapters not included in the packaging, please visit the Hawking Technologies website for a selection of specific connectors for your device.


Features

- ◆ 2.4 Ghz Frequency - Works with popular Wireless Standards
- ◆ Reverse SMA Plug - Compatible with most Access Points/Adapters
- ◆ TNC Adapter is included for Cisco & Linksys Routers
- ◆ A 15dB External Outdoor Omni-Directional Antenna - Ensures optimal coverage
- ◆ Supports all network operation systems
- ◆ Setup is quick and simple

System Requirements:

- ◆ One Wireless 2.4GHz 802.11b/g Device with a Removable External Antenna
- ◆ Connector Type: Reverse SMA or Reverse TNC

HA015SIP



Hi-Gain 15dBi Outdoor Omni-Directional Antenna Kit

SPECIFICATIONS:

Network Specifications:

- ◆ IEEE 802.11b/g

Electrical Properties

- ◆ Frequency: 2.4~2.4835 Ghz
- ◆ Impedence: 50 Ohms Nominal
- ◆ Gain: 15dBi
- ◆ Radiation: Omni
- ◆ Polorization: Vertical
- ◆ H-Plan: 360°
- ◆ E-Plan: 30°

Mechanical Properties

- ◆ Connector: RP-SMA and N-Plug

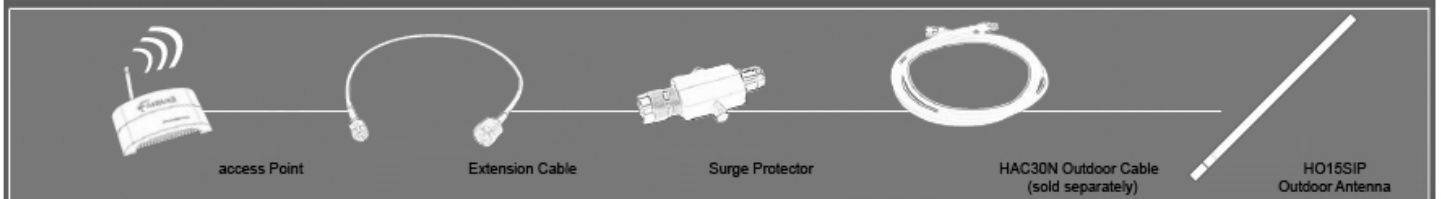
Material Properties

- ◆ Color: White & Silver
- ◆ Body: Brass & Ni Plating
- ◆ Pin: Phosphor Bronze Gold
- ◆ Insulator: Teflon or Delrin
- ◆ Dimensions: 48 (H) x 1 (r) in (w/out joint)
- ◆ Weight: 2.2 lbs

Warranty

- ◆ 1 year

WIRELESS NETWORK DIAGRAM:



HAWKING TECHNOLOGIES, INC

USA: Irvine, California

Sales: 888.662.8828 or 949.790.0800
Email: sales@hawkingeurope.com

Fax: 949.790.0880

Email: customersupport@hawkingtech.com

EUROPE: Rotterdam, The Netherlands

Sales: 31-10-245-1600
Email: sales@hawkingeurope.com

Fax: 31-(0)10-245 1616

Email: customersupport@hawkingeurope.com


READY, NETWORK & GO!

It's easy to install, it's easy to use! Everyone can do it.

Preinstallation - The HAC30N outdoor cable is sold seperately and required for outdoor installation

Step 1 - Connect Extension Cable to your Access Point

Remove the original antenna from your Wireless Access Point and attach the Rev. SMA connector from the Extension Cable (white color cable) to your Access Point's antenna connector



Step 2 - Install the Surge Protector

After you have attached the Extension Cable to your Wireless Access Point, install the Surge Protector to the N-Plug at the opposite end of the Extension Cable.

Step 3 - Connect to the Antenna and Protect it from weather damage

Once you have successfully grounded your Surge Protector, connect the other end to the N-Plug Extension cable (HAC30N). Then, please take the Water-Proof Tape and tape the metal connectors that are exposed to the outdoors to prevent any damage from weather. After your antenna is completely connected, safely mount your antenna to a pole or wall. (See QIG for instructions on how to assemble for wall or pole mounting).

RELATED PRODUCTS

Outdoor

HAC30N 30 ft. Outdoor N-Plug Hi-Gain Antenna Cable
HA09SIP Hi-Gain 9dBi Outdoor Omni-Directional Antenna Kit
HA09SDP Hi-Gain 9dBi Outdoor Directional Antenna Kit
HA014SDP Hi-Gain 14dBi Outdoor Omni-Directional Antenna Kit

Indoor

HA12W Hi-Gain 12dBi Indoor Window Antenna
HA015SC Hi-Gain 15dBi Indoor Corner Antenna
HA17SIP Hi-Gain 7dBi Indoor Omni-Directional Antenna
HA17MD Hi-Gain 7dBi Compact Indoor Directional Antenna